

Turtle Facts & Craft Activity

Facts:

- Turtles' shells are made of bone and attached to their spine. These hard shells help keep them safe from predators.
- Turtles are extremely long lived animals, with some native species easily reaching over 50 years in age.
- There are 10 species of turtle in Massachusetts. The EcoTarium houses 5 of those species, including Blanding's turtles, Eastern box turtles, musk turtles, spotted turtles, and wood turtles.



Materials:

- Markers/Crayons
- Scissors
- Tape or staples

Instructions

Step 1: Color your turtle's shell, head, legs and tail

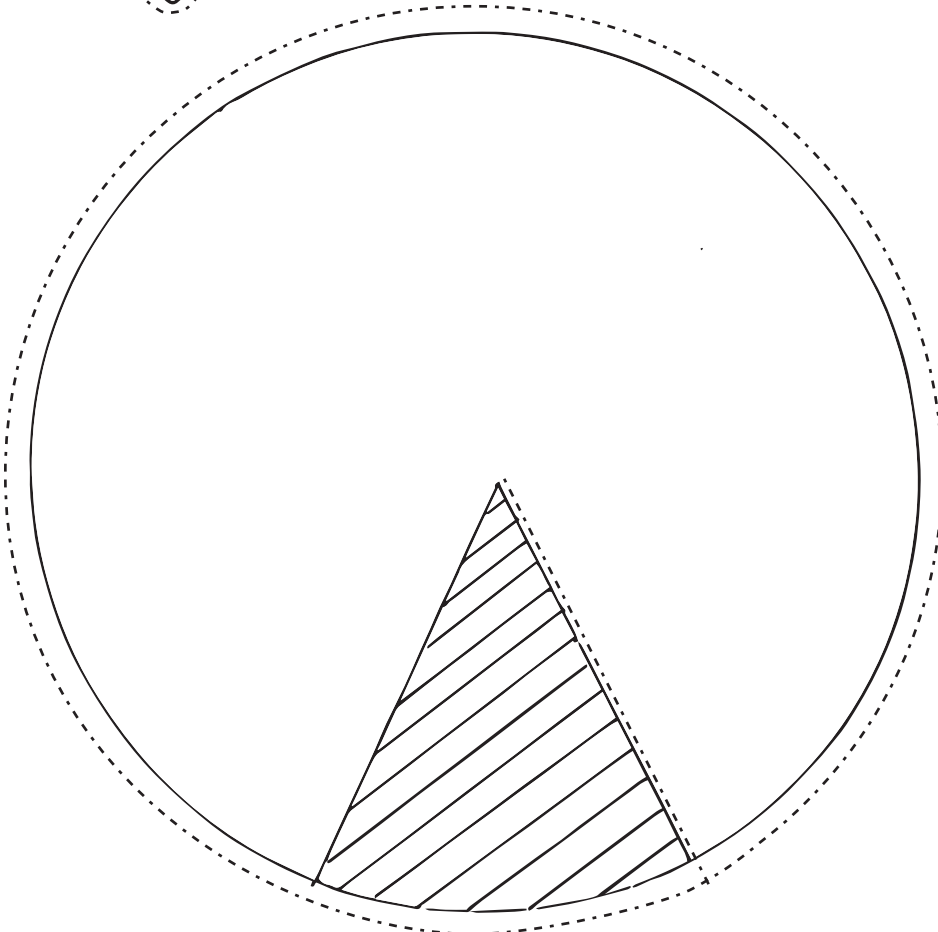

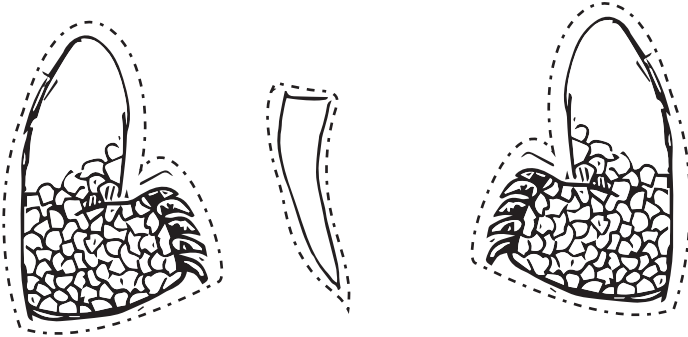
Step 2: Cut out the pieces

Step 3: Construct the shell:

- Cut the dotted line on the shell
- Create a shallow cone by overlapping the colored portion of the shell over the hatched area so the cut edge meets the solid line.
- Tape or staple the overlap in place.

Step 4: Attach head, legs and tail using tape or staples.

! Make sure to upload your artwork by taking a phone photo and posting on our Facebook page!



CUT